

Need assistance with your installation of Prospero, Management Reporter, Forecaster or FRx?

Our consulting services team can assist you with software upgrades, report building, budget setup, budget administration and more.

**Email or Call Today**

[services@msxgroup.com](mailto:services@msxgroup.com)

(877) 456-7632



**Spring 2024**

Next Session Will Begin Soon



**Spring 2024**

Next Session Will Begin Soon

Looking for training options for your installation of Prospero, Management Reporter, Forecaster or FRx?

We offer online, classroom and custom training for all these products.

**Email or Call Today**

[training@msxgroup.com](mailto:training@msxgroup.com)

**(877) 456-7632**

- All attendees are muted.
- Submit questions via GoToWebinar Questions section.
- Certificates of Attendance will be emailed to attendees for CPE credits.
- Click the arrow button to hide or unhide the GoToWebinar Control Panel.
- Webinars will be recorded and posted to the MSX Group website.



## Spring 2024

Next Session Will Begin Soon





## Spring 2024

March 19, 2024

**Management Reporter**  
**Microsoft Forecaster**

March 20, 2024

**Prospero Reporting**  
**Prospero Budgeting**

March 20, 2024

## Prospero Reporting Prospero Budgeting

11:00 AM EST

Prospero Reporting & Budgeting  
Introduction

12:15 PM EST

Prospero Reporting Basics

1:30 PM EST

Prospero Reporting Advanced

2:45 PM EST

Prospero Budgeting Basics

4:00 PM EST

Prospero Budgeting Advanced



# Spring 2024



# PROSPERO<sup>®</sup>

FINANCIAL REPORTING, BUDGETING & ANALYSIS





- MSX Group® was started in 2009.
- Founding members of MSX Group were all originally with Microsoft® Corporation, Great Plains Software® or FRx® Software Corporation handling the support, services and training for Microsoft® Management Reporter, Microsoft Forecaster® and Microsoft FRx®.
- Each MSX Group team member has 20+ years of experience with financial reporting and budgeting software solutions.
- Prospero has been developed as an all-in-one software solution to replace Management Reporter, FRx and Forecaster.



Your expert resources for financial reporting,  
budgeting and analysis

Noah Moseley  
[noah.moseley@MSXGroup.com](mailto:noah.moseley@MSXGroup.com)



**PROSPERO** is a financial reporting and budgeting solution allowing organizations to quickly and accurately generate their financial statements and budgets or forecasts in one easy-to-use program:

- Financial Reporting
- Dynamic Drilldown to Account and Transaction Level Details
- Budgeting and Forecasting
- Interactive Charts and Graphs
- Migration Available from Management Reporter, FRx and Forecaster

# REPORTING

- Build and generate your financial statements:
  - Income Statements
  - Balance Sheet Statements
  - Cash Flow Statements
  - Trial Balance Statements
- Include Account and Transaction Details
- Built-in Dynamic Charts & Graphs



**ABC Company  
Income Statement  
July 2018**

	<u>Actuals</u>	<u>Budget</u>	<u>\$ Var.</u>	<u>% Var.</u>
<b>Revenue</b>				
Sales	1,381,504	1,443,267	(61,763)	(4.28%)
Sales - Intercompany	601	0	601	0.00%
Sales Returns	(14,359)	(13,334)	(1,025)	7.69%
Sales Discounts	(47,859)	(37,558)	(10,301)	27.43%
<b>Net Revenue</b>	<b>1,319,887</b>	<b>1,392,375</b>	<b>(72,488)</b>	<b>(5.21%)</b>
<b>Cost of Goods Sold</b>	<b>927,066</b>	<b>942,197</b>	<b>(15,131)</b>	<b>(1.61%)</b>
<b>Gross Profit</b>	<b>392,821</b>	<b>450,178</b>	<b>(57,357)</b>	<b>(12.74%)</b>
Gross Profit %	29.76%	32.33%	(2.57%)	(7.95%)
<b>Expenses</b>				
Exempt Salaries	156,333	129,163	27,170	21.04%
Non-Exempt Salaries	0	4,300	(4,300)	(100.00)
Bonus	43,722	29,704	14,018	47.19%
Overtime	0	56	(56)	(100.00)
Workers' Compensation	483	917	(434)	(47.36%)

# BUDGETING

- Spreadsheet-style User Input Screens
- Detail Input Screens for Human Resources and Capital
- Line Item Details
- Notes
- Instant Consolidation

Budget: Prospero US-Denver Services-... X

Main | Human Resources | Capital |

Attributes							Compensation
ID	Label	Pay Grade	Hire Date	Allocation	Start Period	End Period	Pay Rate
6	Bacon Jr., Dan K.	2	2/14/2017	0.50	1	12	\$45,000.00
5	Akers, Kim	2	2/14/2017	1.00	1	12	\$45,000.00
6	Alexander, Sean P.	1	2/14/2017	0.00	1	12	\$40,000.00
2	Ackerman, Pilar	2	2/14/2017	1.00	1	12	\$45,000.00
6	Atlas, Vivian	1	2/14/2017	1.00	1	12	\$35,000.00

Budget: Prospero US-Denver Services-... X

Main | Human Resources | Capital |

	Jan	Feb	Mar	Apr	May
<b>Year: 2018</b>					
<b>1-41000-100   Prospero US-Denver Services-Administration</b>					
<b>Salaries</b>					
6000 Exempt Salaries	27,708	27,708	27,708	27,708	27,708
6010 Non-Exempt Salaries	833	833	833	833	833
6050 Bonus	3,490	3,490	3,490	3,490	3,490
6150 Overtime	12	12	12	12	12
7400 Commissions Expense	0	0	0	0	0
<b>Total Salaries</b>	<b>32,044</b>	<b>32,044</b>	<b>32,044</b>	<b>32,044</b>	<b>32,044</b>
9020 Headcount	8.00	8.00	8.00	8.00	8.00
9050 Hours	1,034.83	1,034.83	1,034.83	1,034.83	1,034.83
9010 FTE	5.98	5.98	5.98	5.98	5.98
<b>Benefits &amp; Taxes</b>					
6240 Workers' Compensation	641	641	641	641	641
6250 Health Insurance	4,785	4,785	4,785	4,785	4,785
6260 Disability Insurance	200	0	0	0	0
6270 Tuition Reimbursement	0	0	0	0	0
6280 401k Employer Contribu...	0	0	0	0	0
6290 Life Insurance	150	150	150	150	150
7500 Income Tax Expense	2,451	2,451	2,451	2,451	2,451
6300 Other Benefits	0	0	0	0	0






Your Expert Resources for  
**Management Reporter,  
Forecaster, FRx  
and Prospero**

Training Classes  
Consulting Services  
Software Support

[www.msxgroup.com](http://www.msxgroup.com)

 (877) 456-7632

 [info@msxgroup.com](mailto:info@msxgroup.com)

 [www.msxgroup.com](http://www.msxgroup.com)



Your Expert Resources for  
**Management Reporter,  
Forecaster, FRx  
and Prospero**

Training Classes  
Consulting Services  
Software Support

[www.msxgroup.com](http://www.msxgroup.com)



[www.twitter.com/msxgroup](http://www.twitter.com/msxgroup)



[www.facebook.com/msxgroup](http://www.facebook.com/msxgroup)



[www.msxgroup.com/newsletters](http://www.msxgroup.com/newsletters)

March 20, 2024

# Prospero Reporting & Prospero Budgeting

11:00 AM EST

**Prospero:** Introduction

12:15 PM EST

**Reporting:** Introduction

1:30 PM EST

**Reporting:** Advanced

2:45 PM EST

**Budgeting:** Introduction

4:00 PM EST

**Budgeting:** Advanced



## Spring 2024





## Common Budgeting Challenges with Excel:

- Too many spreadsheets, formulas, broken links
- Too much time to set up
- Difficult to collaborate without security and audit trail
- Data integrity, version control, consolidation

## Prospero Solutions:

- **Quicker Budgeting Cycle**
  - Minimal year-to-year setup
  - No broken links, formulas, or separate, disparate spreadsheets
  - Powerful & easy rollups for quick consolidation or reorganization
- **Budget Control**
  - Centralized setup stored in database
  - Easy to Use! Microsoft Office navigation, Spreadsheet design

# Prospero vs Management Reporter, FRx and Forecaster

	Current Challenge	Prospero Solution
<b>1. New Features &amp; Development</b>	Microsoft FRx, Forecaster & Management Reporter are no longer being developed and will not be supported by future GL releases.	Prospero receives ongoing development with bug fixes and new features added regularly for current and future GL releases.
<b>2. Security Setup</b>	Security is scattered across multiple applications (Report Designer, Forecaster, Report Library folders, separate Trees and Tree units).	Prospero offers a centralized security model that controls access for all reports and budgets.
<b>3. Security Roles</b>	MR and FRx only have four (4) roles which cannot be modified.	Prospero allows you to define as many roles as you need, and they are all customizable.
<b>4. Application</b>	MR/FRx/FC are two separate applications and processes, each requiring their own setup and maintenance for Lines, Columns, Trees, Reports and Budgeting elements.	Prospero consolidates all definitions into a single application and process so that Lines, Columns and Trees can be shared between reporting and budgeting.
<b>5. Line Set Maintenance</b>	Line maintenance is very difficult, time consuming and error prone when adding new Segment ID's and Accounts.	Prospero offers little-to-no maintenance options using Summary Segments and Accounts and the Expand feature to bring in and display all accounts in a range.
<b>6. Report Output</b>	All MR reports must go directly to the Viewer with no other direct output options.	Prospero offers multiple options including Workspace, Excel, PDF and Printer.



# Prospero vs Management Reporter, FRx and Forecaster

	Current Challenge	Prospero Solution
<b>7. Graphing</b>	MR can graph only a single row or column with no drill down. FC has no charts or graph options.	All report data in Prospero may be displayed as charts or graphs and Prospero's graphs and charts provide dynamic drilldown for analysis.
<b>8. Drill Down Order</b>	MR does not allow different drill order unless separate trees and reports are used.	Any report can be changed on the fly to drill into different GL segment order.
<b>9. Report Library</b>	Every report generated is stored in the Library and is available for end users to see.	Only Published Reports are stored in the Library and viewable by end users.
<b>10. Statistics</b>	MR/FRx are read-only applications with no way to store statistics outside of the GL other than Excel spreadsheets.	Prospero has its own data warehouse (included at no extra charge) for storing non-GL data and statistics for reporting and budgeting.
<b>11. User Able to Customize</b>	Existing MSFT products have little to no way to customize based on user preferences.	Prospero has many options to tailor end user experiences, including Quick Launch of common reports, windows settings, toolbars and short cuts, colors, etc.
<b>12. Price</b>	Other 3 <sup>rd</sup> party software solutions can be pricey with recurring charges and add-ons with long implementations.	Prospero is a fraction of the cost with same robust reporting and budgeting AND short implementation time! As little as \$49/month for 1 power user reporting!



## Prospero Differentiators

1. A single application for reporting and budgeting which avoids double the work required when using two separate reporting & budgeting applications.
2. FRx and MR Report Conversion! Convert your existing reports! With other products, you must create all reports from scratch which is a HUGE cost and time commitment.
3. Migration path from Forecaster to Prospero! Save time and money by not having to recreate your Input Sets and reports from scratch.
4. Familiar Building Blocks (Rows, Columns and Trees) that are interchangeable! You do not have to learn a new interface. With Excel-based products, you do not have the ease, visibility and ability to re-use rows, columns and trees in report and budget designs, making ongoing maintenance more difficult and time consuming.
5. Purpose-built budgeting with details for HR, Capital, Revenue, Line Items and Audit History. Prospero has built-in features for calculating depreciation, tax withholdings, FICA caps and benefits. You do not have to build from the ground up like other Excel-based budgeting solutions.
6. Robust and flexible drill-down and drill order to the account and transaction level that other expensive products do not do as robustly and easily.
7. Dynamic charts and graphs with drilldown through all segments/dimensions and able to nimbly change the drill order as needed.
8. Report Collections to group and run multiple reports at once.
9. Expanded Summary Rows to reduce and/or avoid report maintenance when adding new accounts, locations, departments and other GL segments.
10. Easy, graphical segment trees for powerful reporting with little or no maintenance when built using ranges and wildcards. Summary trees offer dynamic drill down power and sub-totaling for reports to help analyze data.
11. Data warehouse for GL and Non-GL data, statistics and budgets!
12. Our experienced staff has worked with MR/FRx/Forecaster and other BI applications for 20+ years, helping make the transition to Prospero painless.
13. Great value and ROI: Do not overpay for software licenses and longer, costlier software implementation services. Prospero is a fraction of the cost of competitors in BOTH license fees and implementation time and cost.
14. There is a **FREE trial version of Prospero using your data, reports and budgets** to help you evaluate the power, ease and economical migration from MR/FRx/Forecaster to Prospero!



# R E C A P

## REPORTING


- Report Definitions
- Easy Analysis with Changeable Drill-Down Order
- Dynamic Charts and Graphs
- Published Reports
- Report Collections
- Generate Directly to Excel, PDF or Printer

## BUDGETING

- Main Input Screen
- Line Item Details
- Annotations
- Account History
- Human Resource Budgeting
- Capital Budgeting
- Instant Consolidation

**Migration Options Available for  
Management Reporter, FRx and Forecaster.  
Save Time & Money. Don't Start from Scratch.**



The background of the image shows a group of four business professionals (two women and two men) in a meeting. They are dressed in business attire (white shirts and dark suits). They are gathered around a desk with a laptop, looking at the screen. In the top left corner, there is a logo for 'MSX GROUP' consisting of a stylized orange and yellow circular icon followed by the text 'MSX GROUP' in a bold, sans-serif font. The entire image has a dark, semi-transparent overlay.

MSX GROUP

**What's next?**

**Email us for a Private Demo.  
info@msxgroup.com**

**Get a FREE 30-Day Trial Site.**

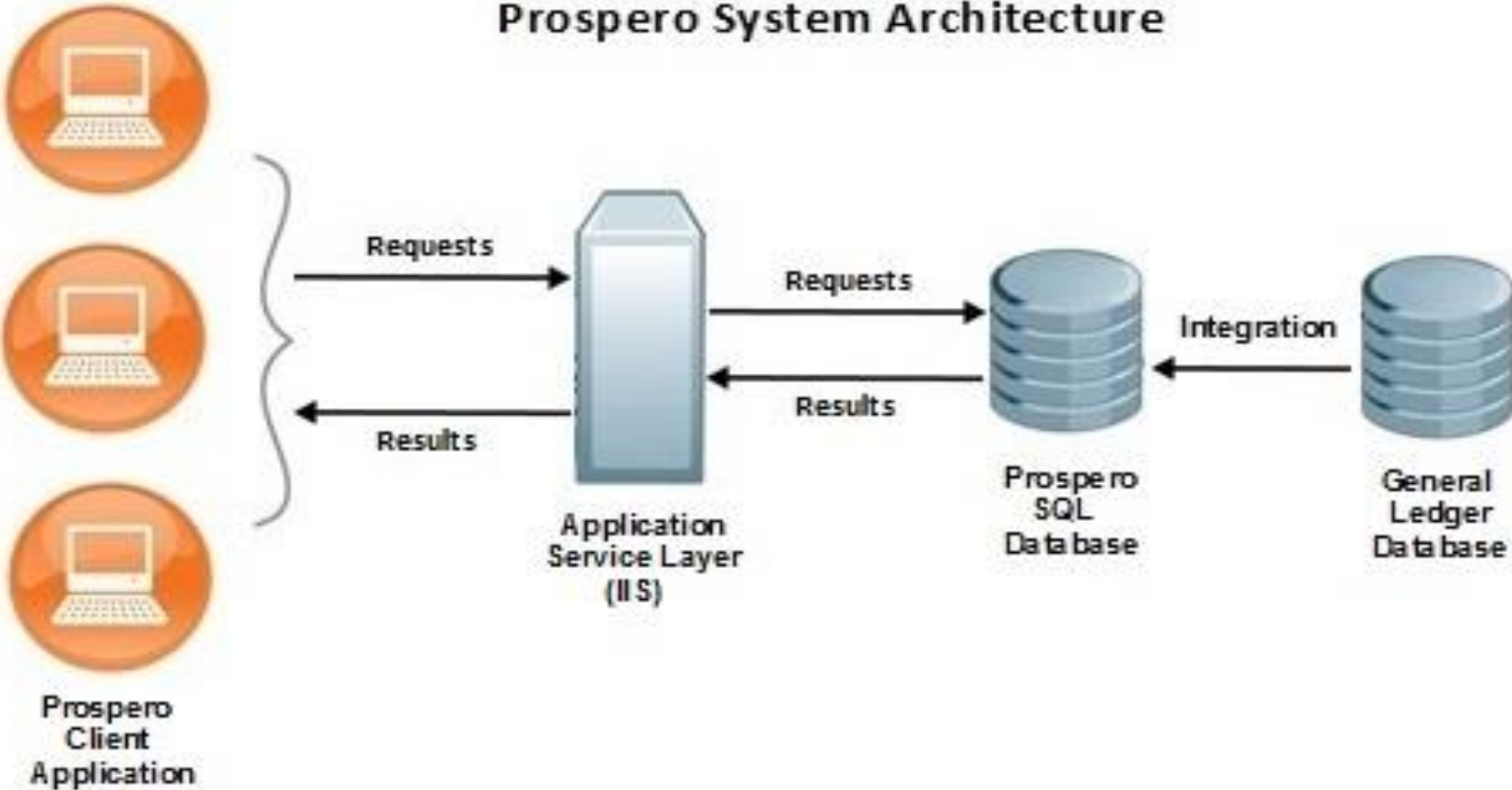


# PROSPERO<sup>®</sup>

FINANCIAL REPORTING, BUDGETING & ANALYSIS

Noah Moseley  
noah.moseley@MSXGroup.com

# Prospero System Architecture





## Prospero User License Type

Feature Set	Power User	Standard User	Limited User
<b>Administrative Features and Functions</b>			
Create and manage users and roles	✓		
Define user and group rights and permissions	✓		
Create and manage segment information	✓		
Define organizational setup information	✓		
<b>Setup Features and Functions</b>			
Create and maintain report definitions	✓		
Create and maintain budget input definitions	✓		
Create and maintain "building blocks"	✓		
Create and manage segment and tree information	✓		
<b>Reporting Features and Functions</b>			
Run reports	✓	✓	
Publish reports to preserve a 'snap-shot' of data	✓	✓	
View and annotate published reports	✓	✓	✓
Drill down on reports to view transaction detail	✓	✓	✓
<b>Budgeting Features and Functions</b>			
Input and annotate budget, HR or capital data	✓	✓	
Report on budget data	✓	✓	✓
<b>Import / Export Features and Functions</b>			
Import data directly from your GL	✓	✓	
Extract data from Prospero	✓	✓	
Perform data integration directly to Prospero from your GL	✓	✓	